



schoolwide
integrated
framework for
transformation



Site Name
Resource Mapping & Matching
DATE

WHY?

Resource Mapping & Matching provides a structure to effectively and efficiently identify and allocate resources to support implementation efforts.



What We Will Accomplish Together



Map
Resources
for
Priorities

Check
Alignment

Confirm
Resource
Matching



SCHOOL & DISTRICT VISION

Full Feature Implementation with Capacity to Sustain

Priority &
Practice
Action Plan

Matched
Resources

CURRENT REALITY

Student Outcomes Feature Status and Capacity

SWIFT Resource Mapping

District

Date

School and District Top Priorities		Resources		
		Identify resources that address priorities		
		In District Availability	In State Availability	National Availability
Common Priorities Across Schools				

Unique School Priorities		
District		

SWIFT Resource Mapping

State

Date

School, District, & State Top Priorities		Resources		
		Identify resources that address priorities		
		In District Availability	In State Availability	National Availability
Common Priorities Across Schools & Districts				
Unique Priorities				
State				

NEXT STEPS: (e.g., follow up on Resource Mapping, set up Resource Matching call, initiate Priority & Practice Planning or Drivers Best Practices Planning, and return to Resource Mapping)

SWIFT Center produced this document under U.S. Department of Education, Office of Special Education Programs Grant No. H325Y120005. OSE positions or policies of the Department of Education. No official endorsement by the U.S. Department of Education of any product, commodity, or in part is granted. While permission to reprint this publication is not necessary, the citation should be: SWIFT Center. (2015). SWIFT District


SWIFT Center produced this document under U.S. Department of Education, Office of Special Education Programs Grant No. H325Y120005. OSEP Project Officers Grace Zamora and Tina Diamond served as the project officers. The views expressed herein do not necessarily represent the positions or policies of the Department of Education. No official endorsement by the U.S. Department of Education of any product, commodity, service or enterprise mentioned in this publication is intended or should be inferred. This product is public domain. Authorization to reproduce it in whole or in part is granted. While permission to reprint this publication is not necessary, the citation should be: SWIFT Center. (2015). SWIFT State Resource Mapping. Lawrence, KS: Author.















Norms

&

Roles



MAP RESOURCES FOR PRIORITIES

School and District Top Priorities		Resources Identify resources that address priorities		
		In District Availability	In State Availability	National Availability
Common Priorities Across Schools				
Unique School Priorities				
District				



School, District, & State Top Priorities	Resources Identify resources that address priorities			
---	--	--	--	--

		In District Availability	In State Availability	National Availability
Common Priorities Across Schools & Districts				
Unique Priorities				
State				

NEXT STEPS: (e.g., follow up on Resource Mapping, set up Resource Matching call, initiate Priority & Practice Planning or Drivers Best Practices Planning, and return to Resource Mapping)

SWIFT Center produced this document under U.S. Department of Education, Office of Special Education Programs, Grant No. 103257120005. OSEP Project Officers Grace Zamora and Tina Diamond served as the project officers. The views expressed herein do not necessarily represent the positions or policies of the Department of Education. No official endorsement by the U.S. Department of Education of any product, commodity, service or enterprise mentioned in this publication is intended or should be inferred. This product is public domain. Authorization to reproduce it in whole or in part is granted. While permission to reprint this publication is not necessary, the citation should be: SWIFT Center. (2015). SWIFT State Resource Mapping. Lawrence, KS: Author.

CHECK ALIGNMENT

**Do the potential
resources align
with the vision
for this priority?**

**Will they meet
our need?**

- Reflect.
- Ask questions for clarification or exploration.
- Discuss.

CONFIRM RESOURCE MATCHING

Current Reality
Which
resources
will be
matched to
which
priorities?

- Highlight resources selected.
- Capture any notes that represent details, enhancements, or follow-up actions.

NEXT STEPS & WRAP UP

Summarize & Next Steps

- Distribution of completed Resource Mapping & Matching form
 - Timeline:

- Distribution of notes
 - Timeline:

- Review resource status at next State, District, or Building Team meeting
 - Next Team Meeting:

Process the Meeting

- What worked?
- Didn't work – Enhancements for the Future?



**schoolwide
integrated
framework for
transformation**



SWIFT Center produced this presentation under U.S. Department of Education, Office of Special Education Programs Grant No. H326Y120005. OSEP Project Officers Grace Zamora Durán and Tina Diamond served as the project officers. The views expressed herein do not necessarily represent the positions or policies of the Department of Education. No official endorsement by the U.S. Department of Education of any product, commodity, service or enterprise mentioned in this publication is intended or should be inferred. This product is public domain. Authorization to reproduce it in whole or in part is granted. Please cite as: Presenter, A.A.. (Year, Month). *Resource Mapping & Matching*. Presented at Organization, Location.